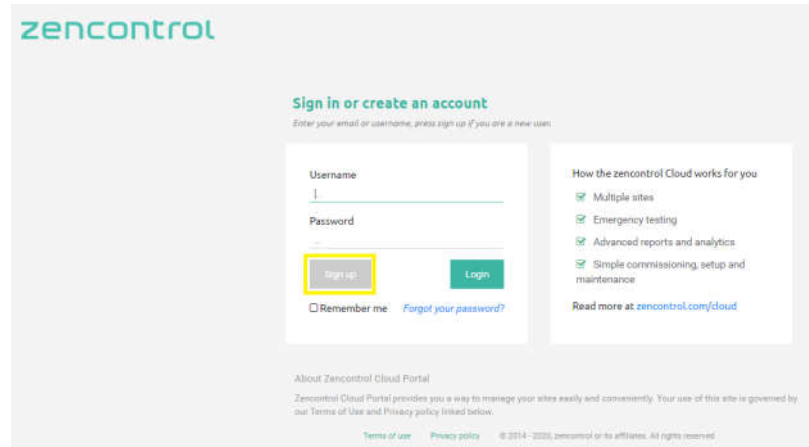
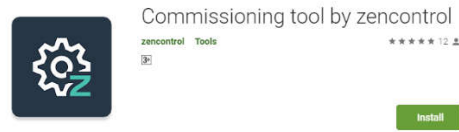



# Electrical Contractor Using the zencontrol app

- Download the app from here;  
[https://play.google.com/store/apps/details?id=com.zencontrol.commissioning\\_tool&hl=en\\_GB](https://play.google.com/store/apps/details?id=com.zencontrol.commissioning_tool&hl=en_GB)
- To create a login;  
<https://login.zencontrol.com/login>  
click 'sign up'
- Create an Integrator account (NOT a Personal account) Fill in details and submit
- Let IEL know sig-up is complete and you'll be added to the site

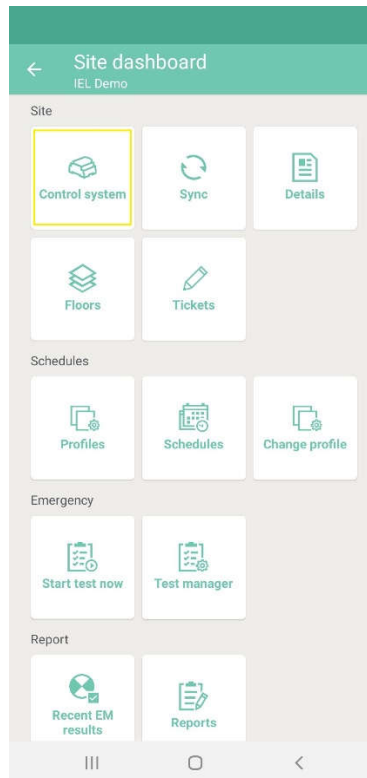


- Open the zencontrol app
- Choose the relevant site



# Electrical Contractor Using the zencontrol app

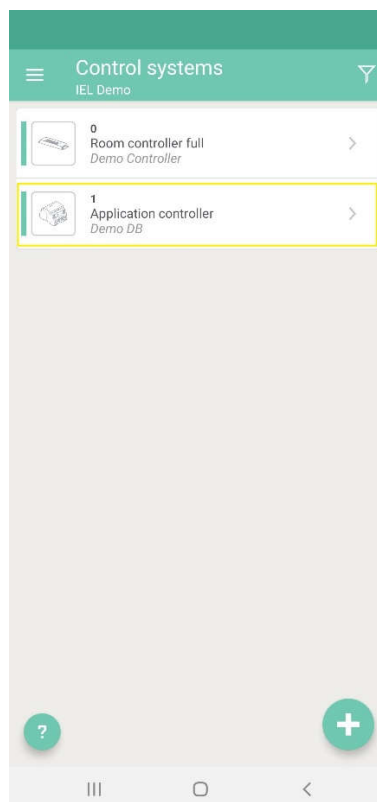
- Tap 'control system'



- Choose the controller you'd like to check first
- If the coloured line on the left of the controller is **red** it means the controller is not online.

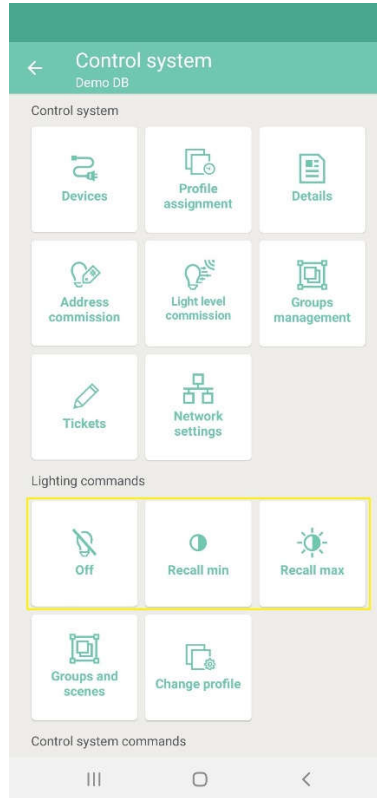


Please check either client network or the temporary 3G TRB unit.

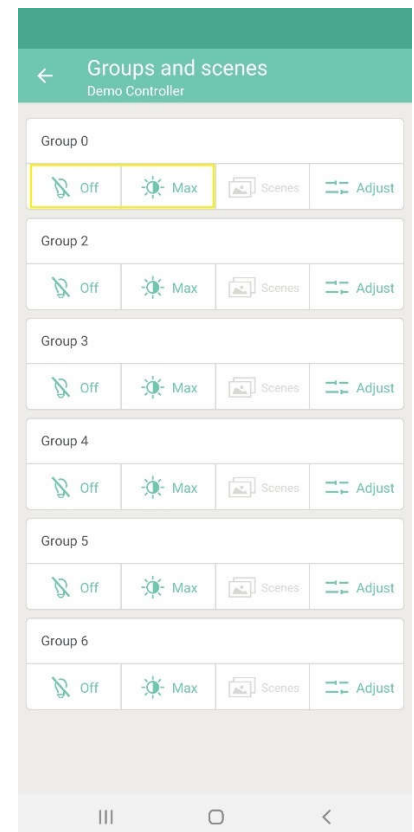
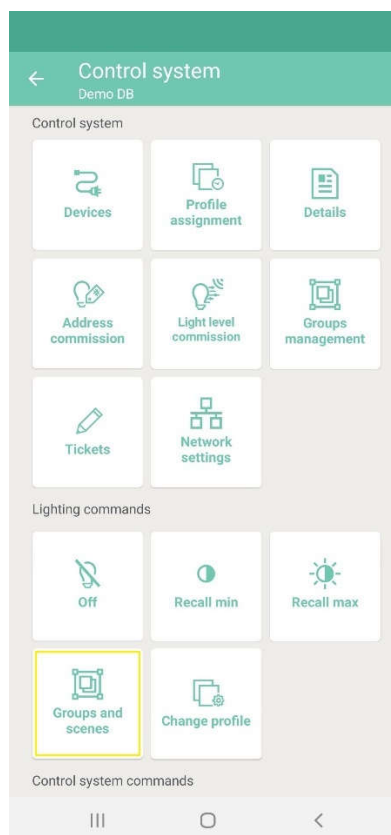


# Electrical Contractor Using the zencontrol app

- Below 'Lighting commands' you can turn the whole DALI line off & on. If the light fittings are not responding to these commands please double check the wiring and terminations, then turn on & off again to check.

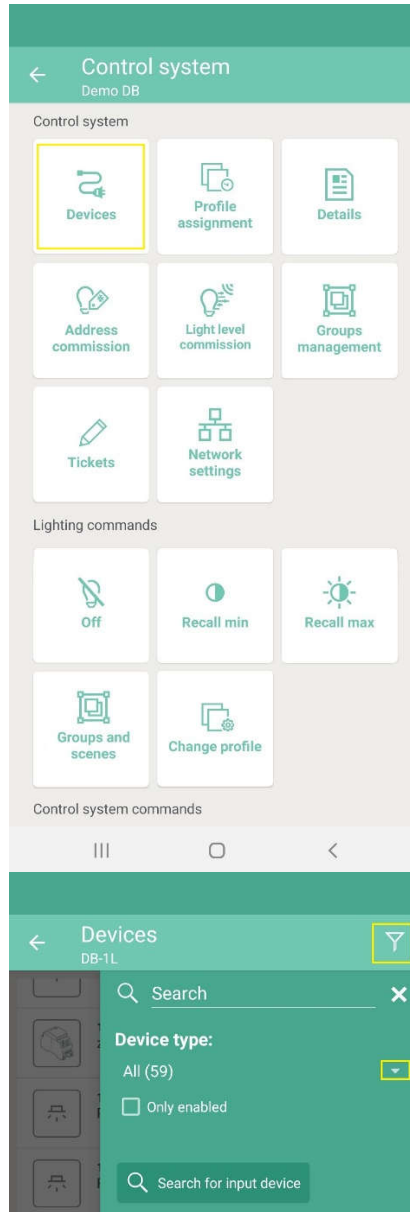


- For sites with Room controllers you can also check groups, as these are automatically made up per controller channel.  
Group 0 = Channel 1  
Group 1 = Channel 2 etc



# Electrical Contractor Using the zencontrol app

- To check sensors and switches are online tap 'Devices'  
All devices will show (relays, lights, sensors, switches, inputs).



- You can filter devices by type or search keyword

